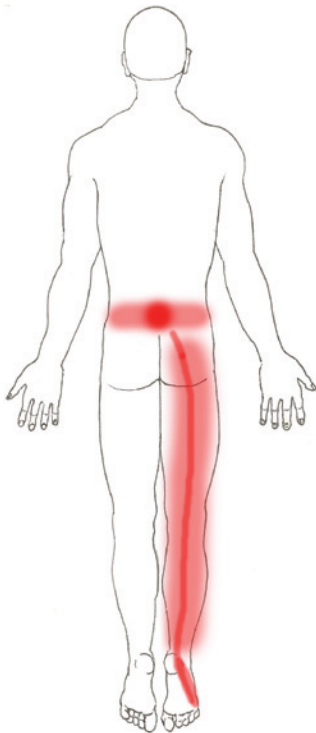
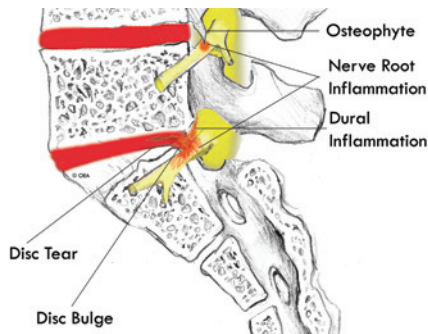
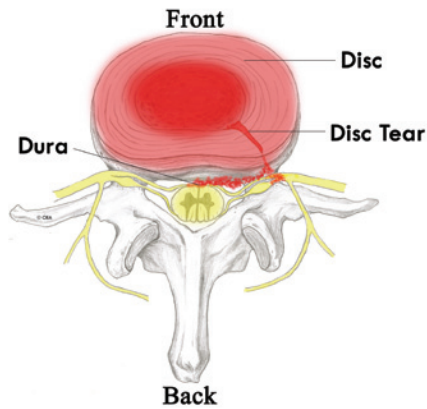


LUMBAR INTERLAMINAR EPIDURAL STEROID INJECTION

For Low Back & Leg Pain



A lumbar interlaminar epidural steroid injection is an outpatient procedure for treating low back and leg pain. This information sheet will explain what it is. Your doctor can explain if it is for you.

What is the epidural space?

The dura is a protective covering of the spinal cord and its nerves. The space surrounding the dura is called the epidural space. In the lower back it is called the lumbar epidural space.

What causes pain in the epidural space?

The lumbar area of the spine has five bones, called vertebrae. Soft discs found between these vertebrae cushion them, hold them together, and control motion.

If a disc tears, chemicals inside may leak out. This can inflame nerve roots or the dura, and cause pain.

A large disc tear may cause a disc to bulge, inflaming nerve roots or the dura, and cause pain. Bone spurs, called osteophytes, can also press against nerve roots and cause pain.

How do I know if I have disc and nerve root pain?

If you have pain in your low back when you bend your back, you may have lumbar disc and dural inflammation. If pain travels to your leg when you move your back, you may have nerve root inflammation.

Common tests such as MRIs can show disc bulges and nerve root compression, but may not show a torn and leaking disc. A lumbar epidural injection may provide relief if disc problems, or dural, or nerve root inflammation are causing your pain.

What is a lumbar interlaminar epidural steroid injection?

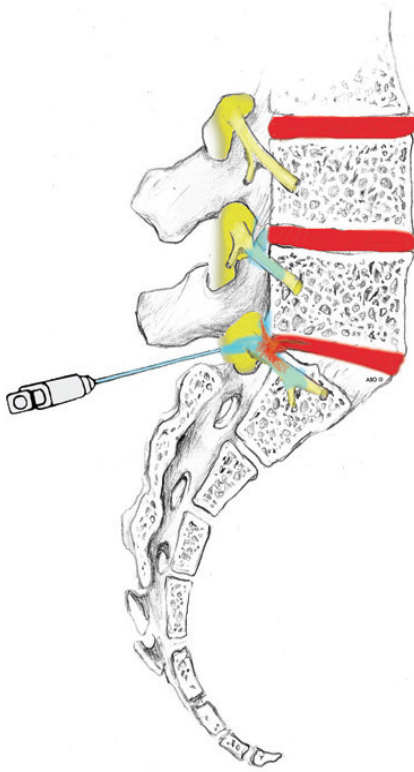
In a lumbar epidural injection, a corticosteroid (anti-inflammatory medicine) is injected into the epidural space to reduce inflammation. A local anesthetic (numbing medicine) may also be injected. The most common approach is from the back of the spine. It is called an interlaminar injection.

What happens during an injection?

A local anesthetic will be used to numb your skin. The doctor will then insert a thin needle directly into the epidural space. Fluoroscopy, a type of x-ray, will be used to ensure the safe and proper position of the needle. A dye may also be injected to make sure the needle is at the correct spot.

Once the doctor is sure the needle is correctly placed, the medicine will be injected.

For Low Back & Leg Pain



What happens after an injection?

You will be monitored for up to 30 minutes after the injection. When you are ready to leave, the staff will give you discharge instructions. You will also be given a pain diary. It is important to fill this out because it helps your doctor know how the injection is working.

It may help to move your back in ways that hurt before the injection, to see if the pain is still there, but do not overdo it. Take it easy for the rest of the day. You may feel immediate pain relief and numbness in your back and leg for a period of time after the injection. This may indicate the medication has reached the right spot.

Your pain may return after this short pain-free period, or may even be a little worse for a day or two. It may be caused by needle irritation or by the corticosteroid itself. Corticosteroids usually take two or three days to start working, but can take as long as a week.

You can usually return to work the day after the injection, but always check with your doctor.

How long can I expect pain relief?

The extent and duration of pain relief may depend on the amount of disc, dural or nerve root inflammation. Other coexisting factors may be responsible for your pain. Sometimes an injection brings several weeks to months of pain relief, and then further treatment is needed. Other times, a single injection brings long-term pain relief.

If your pain is caused by injury to more than one area, only some of your symptoms may be helped by a single injection.

This pamphlet is for general education only. Specific questions or concerns should always be directed to your doctor. Your doctor can explain possible risks or side effects.



Slocum-Dickson
Medical Group P.L.L.C.

www.sdmg.com

1729 Burrstone Road
New Hartford, NY 13413
(315) 798-1647
Fax: (315) 798-1565

Nathaniel Gould, MD
Michael McNulty, MD
Ivan Antonevich, MD

PMR/Pain Management



**ORTHOPEDIC
EDUCATION
ASSOCIATES**

© 2005-2012 Orthopedic Education Associates. All rights reserved. 11-07

9501 N. Oak Trwy, Suite 201,
Kansas City, MO 64155
Sales via Modern PT 816-468-5278
sales@oeabrochures.com
www.oeabrochures.com