

# Connect Your SDMG MyChart Account to Your Other MyChart Accounts & Reserve Your Place in Line at the Lab

To schedule an SDMG Lab reservation, patients must be logged into the SDMG MyChart organization. If you do not see the SDMG logo while logging in to MyChart, follow the steps below.

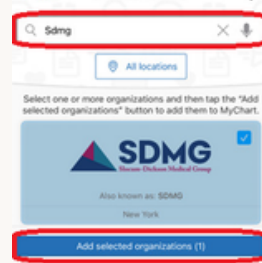
1. If SDMG isn't listed, tap 'Edit Organizations'




2. Click '+ Add Organization'.



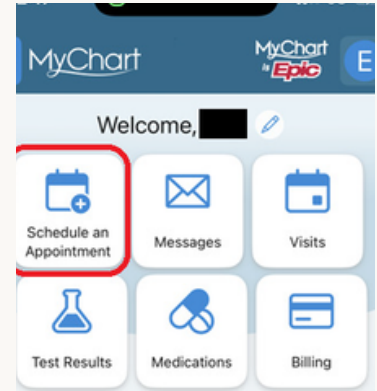
3. Search SDMG, select it, then tap 'Add Selected Organizations'.



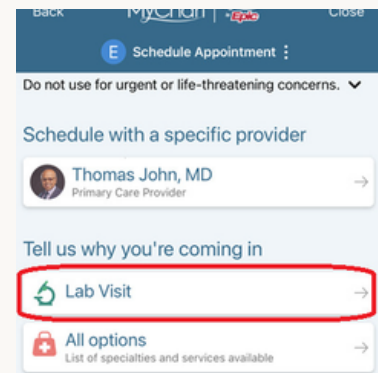
4. Swipe over to your SDMG MyChart in the MyChart app and log into the SDMG MyChart account.



5. Click 'Schedule an Appointment'.



6. Click 'Lab Visit'.



7. Available reservation times for the SDMG Burrstone Road Lab will appear. Select your preferred time.

